

University of Detroit Jesuit High School and Academy: Symphonic and Jazz Band Audition Requirements

All students wishing to participate in U of D's **Symphonic** and **Jazz** bands who are not currently enrolled in either class *must* submit an audition video. Registration in either class is contingent upon the results of this video submission. All instrumentalists desiring to audition for and enroll in **Jazz Band** *must* also be enrolled in **Symphonic Band** except for those students playing the following instruments: drum set, upright bass/bass guitar, guitar, piano. All students interested in either ensemble are encouraged to audition.

SYMPHONIC BAND AUDITION REQUIREMENTS

All students not currently enrolled in Symphonic Band who would like to participate must submit a video audition with the following guidelines:

1. Perform the following **3 Major scales in concert key: Bb, F, and C**. All three scales must be performed with a metronome click in the video, at the following tempo: quarter note = 80 bpm. **Note: Percussionists must complete on mallets or piano.** The following rhythm, articulations, and dynamics must be followed:

$\text{♩} = 80$

mp *f* *mp*

- OR -

$\text{♩} = 80$

mp *f* *mp*

2. Perform a **C chromatic scale** with a metronome click in the video, at the following tempo: quarter note = 80 bpm. **Note: Percussionists must complete on mallets or piano.** The following rhythm, articulations, and dynamics must be followed:

$\text{♩} = 80$

mp *f* *mp*

- OR -

$\text{♩} = 80$

mp *f* *mp*

3. Perform **one etude** of your choosing that best demonstrates your musical abilities. **Note:** only etudes will be accepted. (**Percussionists** must perform the following rudiments from the [PAS International Drum Rudiments](#) sheet: 1-5, 16, & 20.) Excerpts from band music will not count. If unsure what is appropriate, ask your current band director or your private lesson teacher.
4. **Sight read** a piece of music. **Note:** Your sightreading music will be sent to you via email when ready to audition.


JAZZ BAND AUDITION REQUIREMENTS

All students not currently enrolled in Jazz Band **must** be enrolled in **Symphonic Band** in order to audition for **Jazz Band**. Students who are currently auditioning for **Symphonic Band** may simultaneously audition for **Jazz Band**. All students auditioning for **Jazz Band** must submit a video audition with the following guidelines:

1. Perform the following **4 Major scales in concert key: Bb, F, G, and D**. All four scales must be performed with a metronome click in the video, at the following tempo: quarter note = 110 bpm. The following rhythm and style are to be followed:

(♩ = 110)
Swing! ♩ = ♩³♩


(9th scale degree)



- OR -

(♩ = 110)
Swing! ♩ = ♩³♩


(9th scale degree)



2. **Arpeggiate the chords of a 12 bar blues progression in the concert key of C Major**. This must be performed with a metronome click in the video at the following tempo: quarter note = 110 bpm. The following rhythm and style are to be followed:

(♩ = 110)
Swing! ♩ = ♩³♩

(continue in same way)



3. Perform **one jazz etude** of your choosing that best demonstrates your jazz skill. **Note:** only etudes will be accepted. Excerpts from band music will not count. If unsure what is appropriate, ask your current band director or your private lesson teacher.
4. **Sight read** and **improvise** over a piece of music (blues) with a backing track. Your sightreading music and backing track will be sent to you via email when ready to audition.

Rhythm Section (guitar/piano/bass/drums): Record yourself playing 3 choruses of a 12 bar blues in the key of Bb.

- **Guitar/Piano:** record yourself comping to the backing track provided.
- **Bass:** walk a bassline for the backing track provided.
- **Drums:** play a basic jazz/swing pattern over the backing track provided.

NOTES ON SCALES/MUSIC FOR AUDITION

All students are strongly encouraged to discuss the audition process with their current band director and/or private lesson instructor before submitting. This will ensure that each student understands how to perform (and record) an audition video that demonstrates their best musical abilities.

NOTES ON VIDEO SUBMISSION

Audition videos should follow these guidelines:

- Student and instrument are clearly visible.
- The audio quality is decent.
- Student is wearing clothing appropriate for an in-person, formal audition.

Do not email video auditions. Take the following approach when sending audition videos:

- Upload the video(s) to YouTube, make them “private,” and then email a copy of the link to view.
- Upload to your Google Drive or Dropbox account, and email a link to the video for download.
- Send a copy of the file via a file transfer service, e.g., [WeTransfer](#).

*Please email **Joshua James** with any questions you may have regarding the audition video submission process: Joshua.james@uofdjesuit.org.*